



SR310

New Yamaha Transom Revolution Outboard Motor





SR310

New Yamaha Transom Revolution Outboard Motor

TO THE NEXT NEW WORLD







SR310 takes you to a new world.





Lounge seat

E X T E R I O R



Cockpit



Sun bed ※

※ The sun bed may be used only when berthed or moored. Do not get in the sun bed while the boat is in motion.



Cabin door



Cockpit table



Sink and cooler box space



Thruster remote control



I N T E R I O R



Galley space



Switchboard



Refrigerator



Skylight hatch



Middle berth



Toilet room



SR310 TECHNOLOGIES

Exceptional dryness made possible through the square bow



W.T.B.
Unparalleled ride comfort made possible by the wave-thruster blades

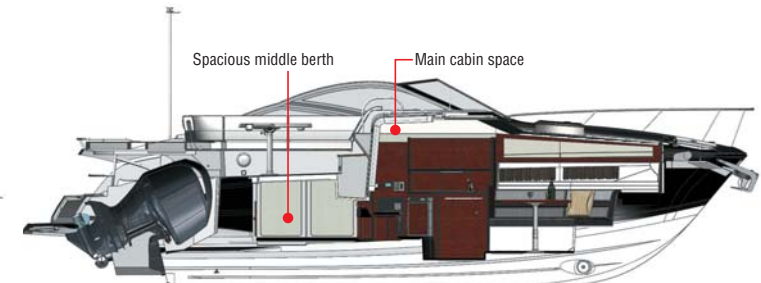
Both speed performance and low fuel economy made possible by the 4-stroke outboard motor

A.R.B.
Exceptional stability made possible by the Anti-Rolling Blades

Yamaha's latest technologies have been consolidated in the SR310. Offering a high level of straight-line stability and wave-splitting performance, the W.T.B. (wave-thruster blades) provide soft, riding comfort. The evolved A.R.B. (anti-rolling blades) bring static stability into full play. And the adoption of the square bow makes for exceptional dryness. Thus, the SR310 achieves excellent riding comfort whether the boat is in motion or at standstill, as well as superior speed performance made possible by the 4-stroke outboard motor.

Ordinarily, embellishments around the outboard motor were avoided on outboard boats. Through an entirely new design concept, namely the Transom Revolution, Yamaha presents new possibilities for outboard boats. It uses an innovative transom layout that has never been adopted in the past. The transom functions as a bridge that links the boat to the ocean, more so than in the past. This layout enables the use of the full tilt-up mechanism, an advantage of outboard boats, a very convenient feature when the boat is moored for storage. The ample deck space continues from the transom to the sun bed above the outboard motor, to the lounge type seat, and to the spacious bow deck made possible through the adoption of a square bow design. The spacious interior space afforded by the outboard boat provides a lounge sofa, and even a middle berth space.

Surpassing the existing concept of outboard boats, the SR310 for the future world opens the door to a new marine lifestyle...



Spacious middle berth

Main cabin space



Cockpit carpet



Awning



Thruster



Portlight and portlight curtain

Main fittings

● Standard fittings OP Optional fittings

Exterior

Hull & deck	Hull & deck	Driver's area
Bow roller ●	Gunwale (stainless steel) OP	Driver's seat ●
Anchor OP	Towing hook ●	Driver's seat damper ●
Anchor (stainless steel) OP	Bow locker ●	Lounge seat ●
Bow cleat ●	Stern hatch ●	Sun bed ※ ●
Bow rail ●	Transom platform ●	Cup holder ●
Spring cleat ●	Transom ladder ●	Cooler box ●
Stern cleat ●	Propeller inspection hatch ●	Cabin door ●
Fender cleat ●	Windshield ●	Transom door ●
Windlass OP	Side windshield ●	Footlight ●
Windlass cleat ●	Boat hook ●	Sink & faucet ●
Hull color (black) OP	Solid emblem ●	Cockpit table ●
Stern rail ●	Aft-deck shower OP	Cockpit carpet OP
Storm rail ●	Deck wash OP	Meter ring (plated type) OP
Bow skylight hatch ●		Manual hydraulic steering ●
Navigation light ●		Steering wheel ●
Anchor light ●		Switch panel ●
Port light hull & deck ●		Awning OP

※ The sun bed may be used only when berthed or moored. Do not get in the sun bed while the boat is in motion.

Interior

Main cabin	Berth
Carpet ●	Skylight screen ●
Illumination ●	Portlight curtain OP
Audio OP	Middle berth
AC outlet ※1 OP	Small window OP
Galley	Mat ●
Sink & faucet ●	Mirror ●
Hand rail ●	LED illumination ●
Refrigerator ●	Toilet room
Galley storage ●	Hand rail ●
LED illumination ●	Electric toilet ●
Berth	Shower curtain ●
Hanging locker ●	Mirror ●
Mirror board ●	Shelf ●
Lounge seat ●	Illumination ●
Side shelf ●	Sink & faucet ●
Dinette table ●	Paper holder ●

Other

Shore power inlet (including charger) ※1 OP
Fresh water tank (stationary) ●
Fresh water pump ●
Flap OP
Thruster (bow) OP
Thruster (bow & stern) OP
Underwater light OP
Air conditioner OP (Be-Cool: provided as a set with Shore power inlet option)

※1 An AC outlet is provided if the boat is equipped with shore power inlet or Be-Cool.

※ A space is provided for installing a microwave oven or television.

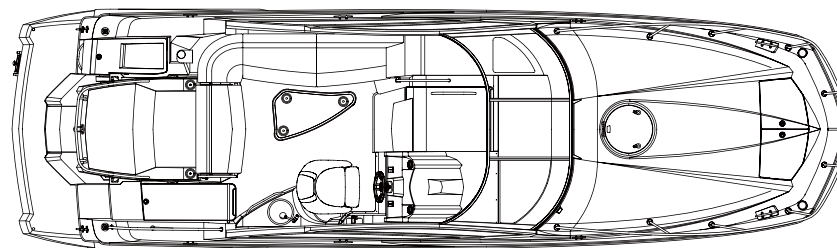

※ Orders for options are accepted only during the initial order.

※ Engines have a variety of production dates, but all engines meet applicable federal and state regulations.

The product appearing in the photos may be of a different specification and include optional parts and/or photography props.

SR310 Main specifications

■ Model name	SR310	■ Engine	F300, F350
■ Length	9.43m (30feet 11inch)	■ Horsepower	220.7kW(300ps), 257.4kW(350ps)
■ Width	2.69m (8feet 10inch)	■ Fuel tank capacity	400ℓ
■ Depth	1.89m (6feet 2inch)	■ Freshwater tank capacity	100ℓ
■ Weight (no engine)	2,585kg	■ Passenger limit	10
■ Weight (with engine)	2,879kg(F300), 2,976kg(F350)		



To ensure safe operation, be sure to read the owner's manual and the warranty certificate thoroughly after purchasing the product.
Also, be sure to read the indications on the labels affixed to the product.

- Ensure safe operation by abiding by laws, observing good manners, and paying attention to the surroundings and the natural environment.
- Have periodic inspections and services performed on a regular basis, and perform pre-run checks and services. ●Make sure your safety equipment is in order, and be sure to have your boating license and inspection certificate on hand. ●To ensure safety, make sure all occupants wear their life jackets. ●Do not exceed the boat's rated occupant capacity. ●Listen to weather forecasts, constantly pay attention to weather conditions, and operate the boat safely. ●Before leaving the marina, plot your course and report it to the authorities. ●Avoid areas that are off-limits or with heavy ship traffic. ●Do not disturb professional fishermen. ●Do not dirty the ocean. ●While the boat is in motion, unexpectedly large shocks are transmitted inside the cabin. Pay attention to the occupants and alert them to take precautions as necessary.

- The product names represent the product's approximate size or length. For precise figures, refer to the main specs. ●These specs are subject to change without notice. ●Due to the nature of printing, the product color may appear differently from the actual product. ●The photos may include options or accessories used in photography.

●Unauthorized copying or using of this printed matter is strictly prohibited.